

Chesapeake

PLYWOOD

PREMIUM PRODUCT LINE OVERVIEW

SETTING THE STANDARD, DELIVERING SOLUTIONS.

For visionary makers of custom products, Chesapeake is your premium wood supply & solutions partner – offering you the widest specialty selection of hard-to-find products, custom solutions and committed service.


We're the trusted choice when the stakes are high and the standard is non-negotiable. Bring us your challenge and we'll help you build the exceptional projects you envision.

SERVICES

- Just-In-Time Deliveries
- Stocking Programs
- Custom Sizing
- Veneer & Edgebanding
- Finishing & Priming
- Veneer & HPL Lamination
- Custom Layup & Blueprint Jobs

PARTNERS

DECOSPAN.


 Roseburg

EAGON 

 West Fraser

garnica

 Timber Products

 Georgia-Pacific

 ARAUCO.

HARDWOOD PLYWOOD

White Oak

Walnut

Birch

Maple

Red Oak

Cherry

Mahogany

Ash

Hickory & more

Core: Veneer, MDF

Cuts: Rotary Cut, Plain Sliced, Quartered, Rift

Thickness: 1/4" to 1"

Sizes: 4'x8' & 4'x10'

MDF

BRANDS:

Georgia Pacific

Roseburg

Ranger Board

Extira

Arauco

TYPES:

Premium/Standard

Shelving

Ultra-Light

Ultra-Refined

Colored Throughout

Fire-Rated

Moisture-Resistant

Exterior

Certifications:

NAF & FSC Certified

Thickness: 1/8" to 1-1/2"

Sizes: 4'x8', 4'x10', 5'x8',
5'x10', 5'x12'

BALTIC BIRCH

GRADES:

B/BB, BB/BB

Thickness: 3mm to 24mm +

Sizes: 4'x8', 5'x5', 10'x5', 12'x5'

MARINE PLYWOOD

FIR

Thickness: 1/4" to 1"

Sizes: 4'x8' & 4'x10'

OKOUME (BS-1088)

Thickness: 3mm – 25mm

Sizes: 4'x8' & 5'x10'

FEATURED BRANDS

DECOSPAN

Known for their premium hardwood plywood, Decospan combines exceptional craftsmanship with sustainable sourcing, offering a wide range of decorative panels ideal for high-end interior applications.

Architectural Grade Wood Veneer Panels

Shinnoki: Prefinished Wood Veneer Panels

Querkus: Decorative Oak Veneered Panels

GARNICA

Specializing in lightweight European poplar plywood, Garnica delivers high-performance panels that are both strong and lightweight, perfect for applications requiring durability with reduced weight.

Class A Fire-Rated Poplar Veneer Core FSC

HDF Combination Core

Poplar Pluma-Ply ULEF FSC

UV PF1S & 2S Maple

Lightweight Foam Core

ROSEBURG

Roseburg's MDF products are designed for specialized applications, offering both fire-retardant and moisture-resistant solutions that ensure long-lasting strength and reliability in demanding environments.

Medite FR NAF FSC MDF

Medex MR NAF FSC MDF

We carry more sizes and variants than we can list here.
If you don't see what you're looking for, just ask.
Chances are, we can get it for you!

INDUSTRIAL PRODUCTS

Hardboard

Radiata Pine ACX

MDF Shelving

HDO- Euroform, Classic, Film Faced

Luan Underlayment

MDO Primed and Unprimed

Fire Rated Plywood

CDX

OSB

*Oversized items available



PRIMED BOARDS

Primed FJ Radiata Pine

Thickness: 3/4" to 1"

Lengths: 16'

Sizes Available: 1x2", 1x3", 1x4", 1x6", 1x8", 1x10", 1x12"

LVL STAIR STRINGERS

Primed Radiata Pine

Thickness: 3/4" to 1-1/2"

Lengths: 16', 18', 20', 22' +

Widths: 9 1/4" & 11 1/4"

STAIR RISERS

Primed FJ Radiata Pine

Thickness: 3/8" to 3/4"


Lengths: 16'

Pre-Cut Lengths: 36", 42", 48", 54"

*Custom sizes and stocking programs available




VENEER CUTS




ROTARY CUT

Least Expensive Cut
Lumber Is Sheared Into a Sheet
Wide Veneer
Variegated, Natural Grain




CROWN/PLAIN/FLAT CUT

Most Common Cut
Produces Uniform,
Cathedral Grain Look



QUARTER CUT

Cut At A Wider Angle (60-90°)
Flecked, Straight Grain



RIFT CUT

Most Expensive
45° Angle Optimal Cut
'Combed' Grain
Minimized Fleck

CONVERSIONS

INCHES	DECIMAL	MM
1/32	0.03125	0.7938
1/16	0.0625	1.5875
3/32	0.09375	2.3812
1/8	0.125	3.1750
5/32	0.15625	3.9688
3/16	0.1875	4.7625
7/32	0.21875	5.5562
1/4	0.25	6.3500
9/32	0.28125	7.1438
5/16	0.3125	7.9375
11/32	0.34375	8.7312
3/8	0.375	9.5250
13/32	0.40625	10.3188
7/16	0.4375	11.1125
15/32	0.46875	11.9062
1/2	0.5	12.7000
17/32	0.53125	13.4938
9/16	0.5625	14.2875
19/32	0.59375	15.0812
5/8	0.625	15.8750
21/32	0.65625	16.6688
11/16	0.6875	17.4625
23/32	0.71875	18.2562
3/4	0.75	19.0500
25/32	0.78125	19.8438
13/16	0.8125	20.6375
27/32	0.84375	21.4312
7/8	0.875	22.2250
29/32	0.90625	23.0188
15/16	0.9375	23.8125
31/32	0.96875	24.6062

1MM = 0.03937"

1" = 25.4MM

Chesapeake

